







Jatoba Oxidized

-  Premium Wood Veneer Wear Layer
-  E1 High density Fiber core
-  Microbevel Edges on all 4 sides
-  Highly resistant PU finish with anti-scratch protection
-  Licensed Top Quality Click System for Easy Do-It-Yourself Installation
-  25 years residential warranty



Cumaru Natural



Dark Walnut

Available in the following wood species:

Jatoba Oxidized - Dark Walnut - Cumaru Natural

For the complete list of colors and wood species please visit our web site.

MAINTENANCE

Use an approved wood flooring cleaner to keep your floor in good condition. Use of conventional, domestic cleaners may permanently damage your floor's finish.

Never clean your hardwood floor with a wet mop or cloth. Water and wood are natural enemies. It is recommended to use a damp mop to clean surface dirt.

For stains and heel marks, use a damp cloth with an approved cleaner.

For more stubborn stains, such as adhesives, nail polish or oil, we recommend that these be removed with acetone or other alcohol-based solvents using a dry cloth

To eliminate the presence of solid particles, such as sand or other grit that may damage and/or scratch your floor, we recommend you pass a broom or vacuum frequently.

Do not wax or polish your Golden Elite™ floor; the finish of your floor will lose its lustrous quality.

Place protective felt pads underneath your furniture to protect your floor. Clean the felt pads regularly and replace it when necessary.

When moving heavy furniture (fridge, piano, etc.), place a thick rug underneath furniture legs before moving.

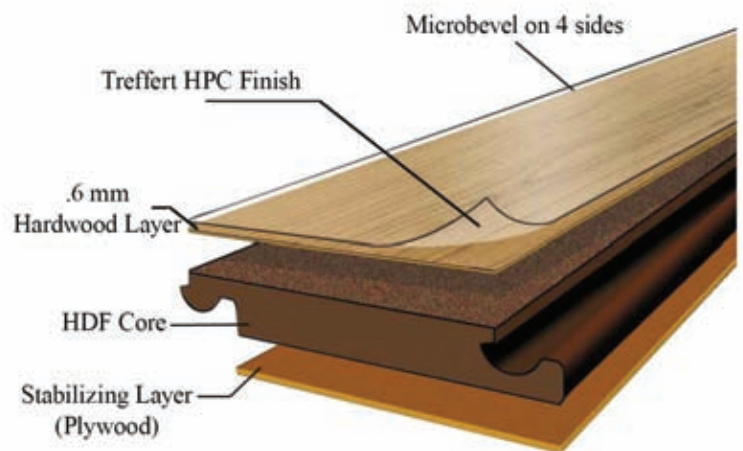
Please visit our website for complete information regarding our engineered click flooring, installation and warranty.

www.goldenelitewoodfloors.com

BEFORE INSTALLATION

Please read all instructions CAREFULLY before you begin installation. Improper installation will void warranty.

Your flooring MUST be allowed to acclimate to the environment of the installation area. Leave the closed packages in a horizontal position in the room for 48 hours prior to installation. Preferable temperature should be approximately 17-23 C (62-73 F) with a relative humidity of 45-60 percent. Humidity should never be allowed to drop below 30% as this may cause gapping



WARRANTY

Due to the nature of wood, our flooring may be unique in color and graining thus giving each floor its individuality, incomparable beauty and value.

- Our solid hardwood and engineered floor finish is backed by a 25 year limited warranty in residential applications and a lifetime structural warranty.
- This warranty may be applicable where the flooring is installed in light commercial applications.

This warranty for our pre-finished solid hardwood and engineered wood & engineered click floors applies to the original purchaser for a period of 25 years from the date of purchase when installed in residential environments & 5 years on coping. During this period we agree to repair or replace that part of the flooring that is found to be defective with a product of the same grade and quality and/or have equal value at our own discretion. Damages, scratches or cuts from impact are not covered by our warranty.

The environment must be controlled to the NWFA recommended temperature (60F to 80F) and relative humidity (40% to 60%) standards for at least 5 days prior to installation & throughout the lifetime of the floor.

Purchaser/Installer Responsibilities

Prior to installation of any wood flooring product, the purchaser/installer must determine that the job site and sub surfaces meet or exceed all relevant industry and materials industries must be followed. In addition to applicable building codes, recommendation of the construction and materials industries must be followed.